



Location: ACL1 - City Hall

Report on 24-hour TSP monitoring  
Action Level ( $\mu\text{g}/\text{m}^3$ ) - 163  
Limit Level ( $\mu\text{g}/\text{m}^3$ ) - 260

Date	Sampling Time	Weather Condition	Filter paper no.	Filter Weight, g		Elapse Time, hr		Sampling Time, hr	Flow Rate, $\text{m}^3/\text{min}$			Total Volume, $\text{m}^3$	TSP Level, $\mu\text{g}/\text{m}^3$
				Initial	Final	Initial	Final		Initial, $Q_{\text{si}}$	Final, $Q_{\text{sf}}$	Average		
04-Oct-13	08:00	Fine	005371	2.8313	3.0076	1504.11	1528.11	24.00	1.21	1.21	1.21	1739	101
10-Oct-13	08:00	Fine	005379	2.8154	2.9313	1531.11	1555.11	24.00	1.21	1.21	1.21	1737	67
16-Oct-13	08:00	Cloudy	007449	2.6613	2.8660	1558.12	1582.12	24.00	1.17	1.21	1.19	1713	120
22-Oct-13	08:00	Fine	005468	2.8089	3.0012	1585.12	1609.12	24.00	1.21	1.30	1.25	1807	106
28-Oct-13	08:00	Fine	005499	2.8284	2.9993	1612.11	1636.11	24.00	1.22	1.21	1.21	1749	98

Report on 1-hour TSP monitoring  
Action Level ( $\mu\text{g}/\text{m}^3$ ) - 460  
Limit Level ( $\mu\text{g}/\text{m}^3$ ) - 500

Date	Sampling Time	Weather Condition	Filter paper no.	Filter Weight, g		Elapse Time, hr		Sampling Time, hr	Flow Rate, $\text{m}^3/\text{min}$			Total Volume, $\text{m}^3$	TSP Level, $\mu\text{g}/\text{m}^3$
				Initial	Final	Initial	Final		Initial, $Q_{\text{si}}$	Final, $Q_{\text{sf}}$	Average		
05-Oct-13	08:40	Fine	005373	2.8374	2.8492	1528.11	1529.11	1.00	1.25	1.25	1.25	75	157
05-Oct-13	09:51	Fine	005375	2.8397	2.8502	1529.11	1530.11	1.00	1.23	1.23	1.23	74	142
05-Oct-13	10:58	Fine	005377	2.8319	2.8416	1530.11	1531.11	1.00	1.16	1.17	1.16	70	139
11-Oct-13	08:45	Fine	005321	2.8319	2.8366	1555.11	1556.11	1.00	1.21	1.21	1.21	72	65
11-Oct-13	09:51	Fine	007445	2.6308	2.6374	1556.11	1557.11	1.00	1.16	1.16	1.16	70	95
11-Oct-13	11:00	Fine	007447	2.6448	2.6503	1557.11	1558.11	1.00	1.21	1.21	1.21	72	76
17-Oct-13	08:03	Cloudy	005910	2.6473	2.6613	1582.12	1583.12	1.00	1.21	1.26	1.23	74	189
17-Oct-13	09:05	Cloudy	005479	2.8057	2.8189	1583.12	1584.12	1.00	1.21	1.21	1.21	73	181
17-Oct-13	10:08	Cloudy	005464	2.8357	2.8462	1584.12	1585.12	1.00	1.23	1.23	1.23	74	142
23-Oct-13	08:45	Fine	007461	2.6470	2.6526	1609.12	1610.12	1.00	1.17	1.17	1.17	70	80
23-Oct-13	09:47	Fine	007462	2.6604	2.6633	1610.12	1611.12	1.00	1.08	1.08	1.08	65	45
23-Oct-13	10:50	Fine	005502	2.8247	2.8374	1611.12	1612.12	1.00	1.17	1.21	1.19	71	178
29-Oct-13	08:25	Fine	005500	2.8129	2.8237	1636.11	1637.11	1.00	1.26	1.21	1.24	74	146
29-Oct-13	09:30	Fine	005502	2.8124	2.8240	1637.11	1638.11	1.00	1.26	1.21	1.24	74	156
29-Oct-13	10:35	Fine	005395	2.8425	2.8565	1638.11	1639.11	1.00	1.21	1.21	1.21	73	192



Location: ACL2 - People's Liberation Army Hong Kong Building

Report on 24-hour TSP monitoring  
 Action Level ( $\mu\text{g}/\text{m}^3$ ) - 154  
 Limit Level ( $\mu\text{g}/\text{m}^3$ ) - 260

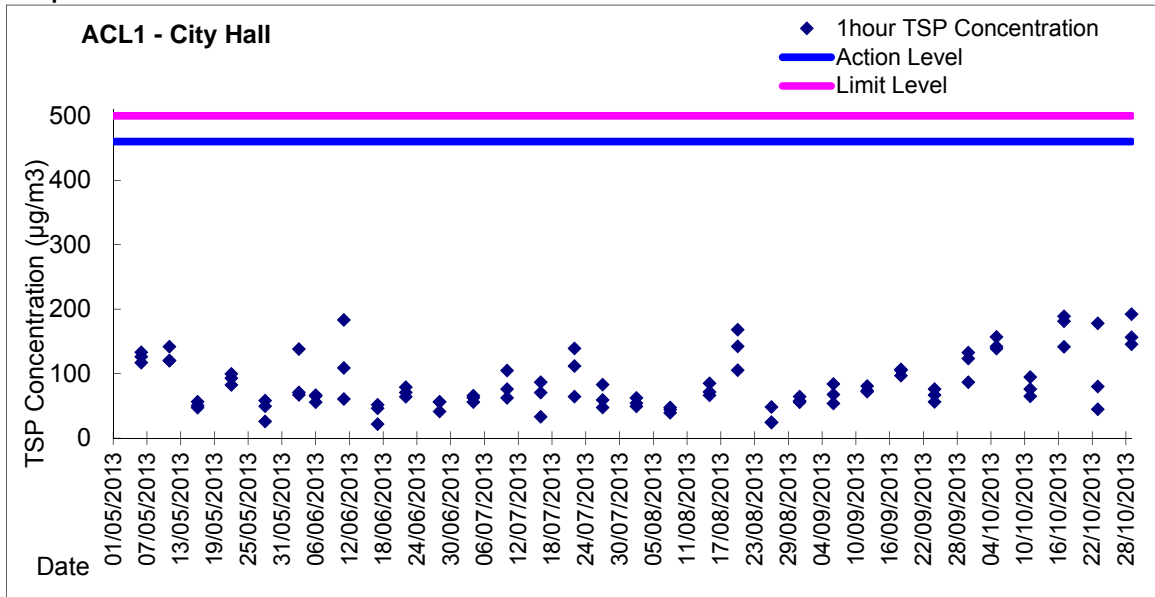
Date	Sampling Time	Weather Condition	Filter paper no.	Filter Weight, g		Elapse Time, hr		Sampling Time, hr	Flow Rate, $\text{m}^3/\text{min}$			Total Volume, $\text{m}^3$	TSP Level, $\mu\text{g}/\text{m}^3$
				Initial	Final	Initial	Final		Initial, $Q_{si}$	Final, $Q_{sf}$	Average		
04-Oct-13	08:00	Fine	005372	2.8325	2.9383	814.19	838.19	24.00	1.18	1.18	1.18	1698	62
10-Oct-13	08:00	Fine	005380	2.8246	2.9447	841.19	865.19	24.00	1.20	1.20	1.20	1730	69
16-Oct-13	08:00	Cloudy	007450	2.6436	2.8670	868.20	892.20	24.00	1.21	1.21	1.21	1738	129
22-Oct-13	08:00	Fine	005883	2.6601	2.8741	895.20	919.20	24.00	1.21	1.21	1.21	1738	123
28-Oct-13	08:00	Fine	005498	2.8224	2.9818	922.20	946.20	24.00	1.21	1.21	1.21	1744	91

Report on 1-hour TSP monitoring  
 Action Level ( $\mu\text{g}/\text{m}^3$ ) - 432  
 Limit Level ( $\mu\text{g}/\text{m}^3$ ) - 500

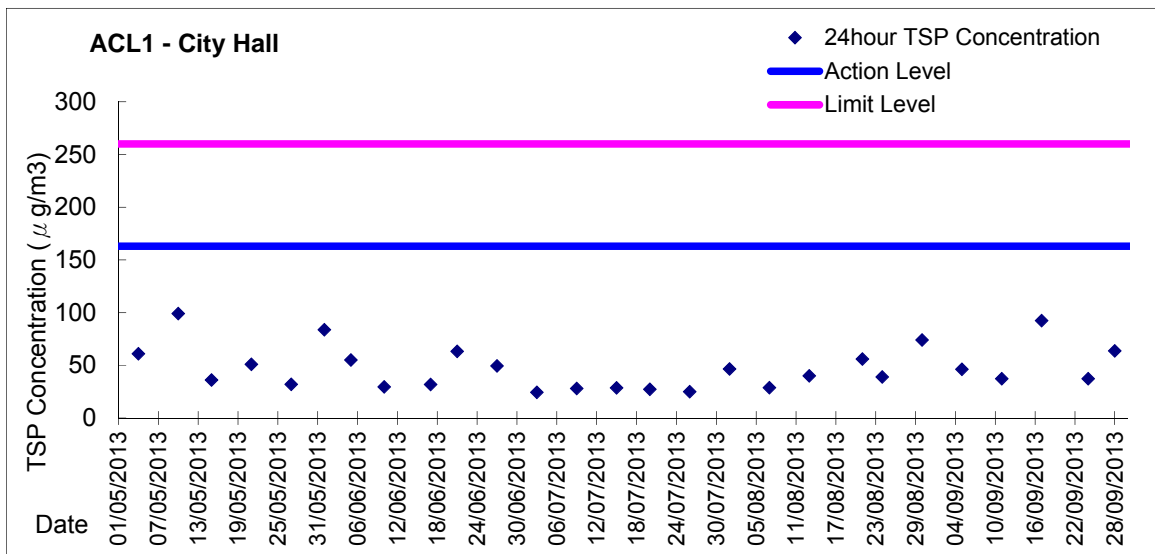
Date	Sampling Time	Weather Condition	Filter paper no.	Filter Weight, g		Elapse Time, hr		Sampling Time, hr	Flow Rate, $\text{m}^3/\text{min}$			Total Volume, $\text{m}^3$	TSP Level, $\mu\text{g}/\text{m}^3$
				Initial	Final	Initial	Final		Initial, $Q_{si}$	Final, $Q_{sf}$	Average		
05-Oct-13	08:13	Fine	005374	2.8348	2.8475	838.19	839.19	1.00	1.20	1.20	1.20	72	176
05-Oct-13	09:19	Fine	005376	2.8367	2.8478	839.19	840.19	1.00	1.20	1.20	1.20	72	154
05-Oct-13	10:21	Fine	005378	2.8227	2.8358	840.19	841.19	1.00	1.20	1.20	1.20	72	181
11-Oct-13	09:34	Fine	07444	2.6689	2.6715	865.19	866.19	1.00	1.20	1.20	1.20	72	36
11-Oct-13	10:47	Fine	007446	2.6202	2.6262	866.19	867.19	1.00	1.25	1.25	1.25	75	80
11-Oct-13	13:00	Fine	007448	2.6538	2.6598	867.19	868.19	1.00	1.20	1.20	1.20	72	83
17-Oct-13	08:45	Cloudy	005861	2.6298	2.6451	892.20	893.20	1.00	1.21	1.21	1.21	73	211
17-Oct-13	10:45	Cloudy	005885	2.6783	2.6948	893.20	894.20	1.00	1.21	1.21	1.21	73	228
17-Oct-13	14:30	Cloudy	005884	2.6429	2.6611	894.20	895.20	1.00	1.21	1.21	1.21	73	251
23-Oct-13	08:20	Fine	007460	2.6382	2.6469	919.20	920.20	1.00	1.23	1.23	1.23	74	118
23-Oct-13	09:25	Fine	007463	2.6458	2.6543	920.20	921.20	1.00	1.21	1.21	1.21	72	117
23-Oct-13	10:30	Fine	005497	2.8208	2.8327	921.20	922.20	1.00	1.23	1.23	1.23	74	161
29-Oct-13	08:03	Fine	005501	2.8155	2.8259	946.20	947.20	1.00	1.23	1.23	1.23	74	140
29-Oct-13	09:07	Fine	005493	2.8234	2.8325	947.20	948.20	1.00	1.23	1.23	1.23	74	123
29-Oct-13	10:10	Fine	005396	2.8353	2.8479	948.20	949.20	1.00	1.23	1.23	1.23	74	170



Graphic Presentation of 1 hour TSP Result

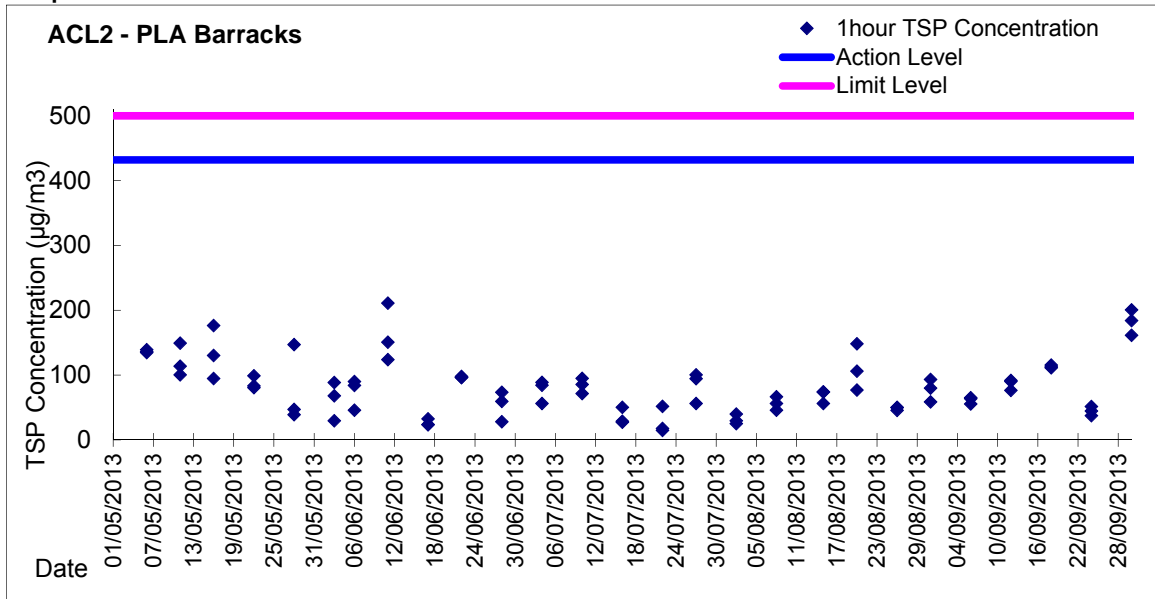


Graphic Presentation of 24 hour TSP Result





Graphic Presentation of 1 hour TSP Result



Graphic Presentation of 24 hour TSP Result

